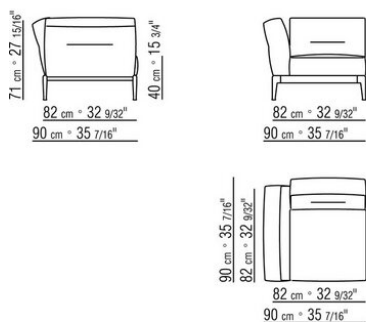


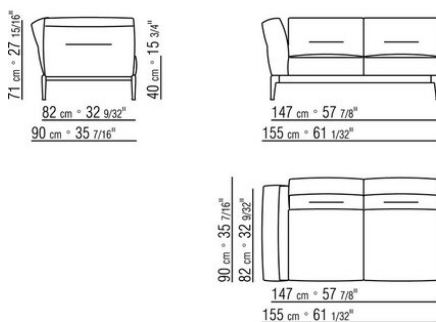


ADDA *ANTONIO CITTERIO* **2017**
DIVANI COMPONENTI

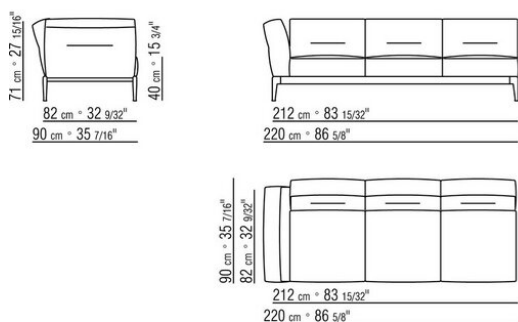
COD. 0236B1



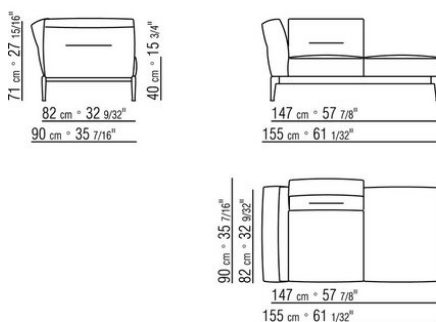
COD. 0236B3



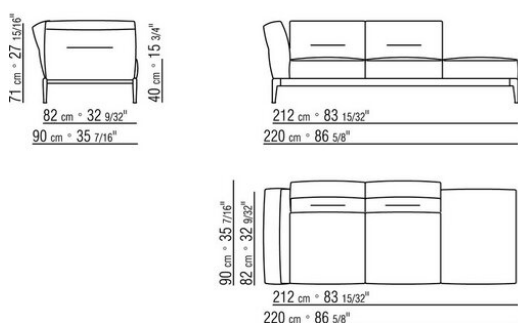
COD. 0236B5



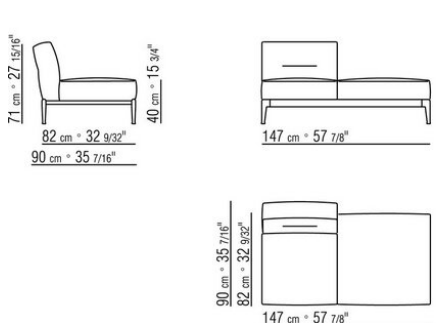
COD. 0236C1



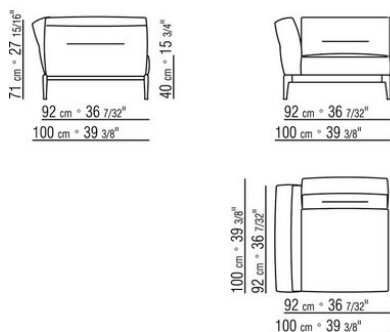
COD. 0236C3



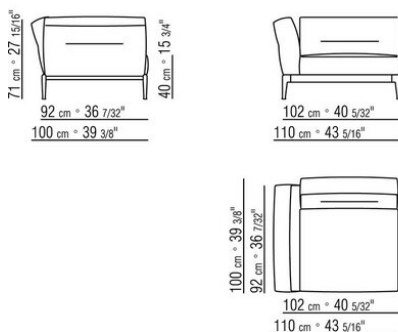
COD. 0236D1



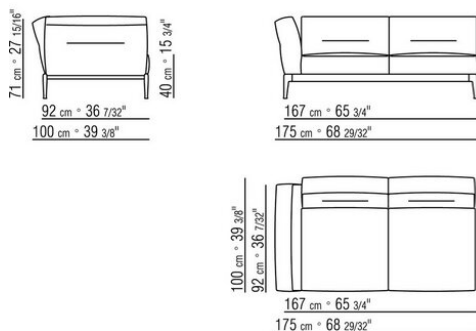
COD. 0236E1



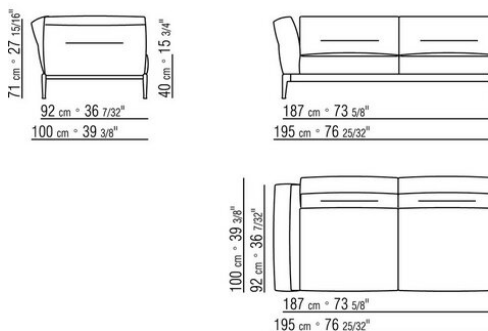
COD. 0236E3



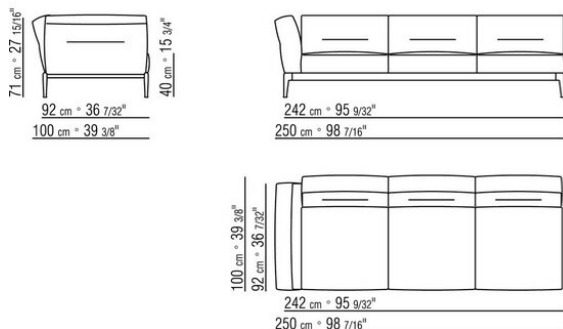
COD. 023611



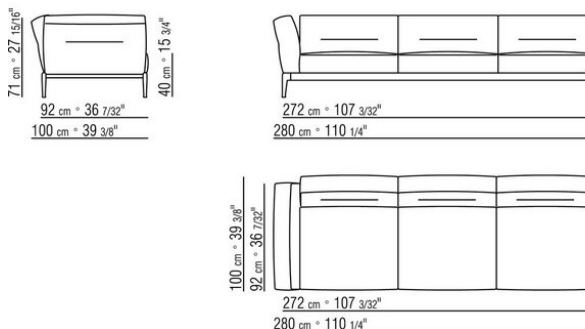
COD. 023613



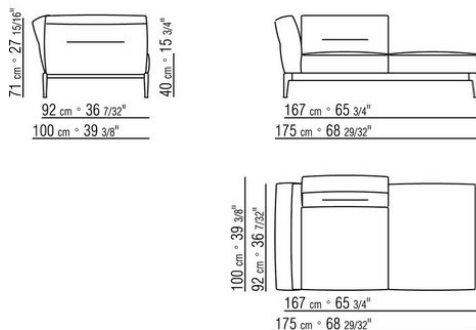
COD. 023615



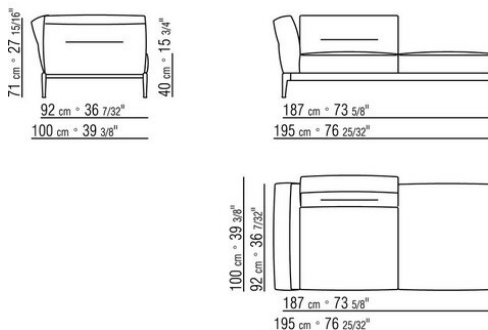
COD. 023617



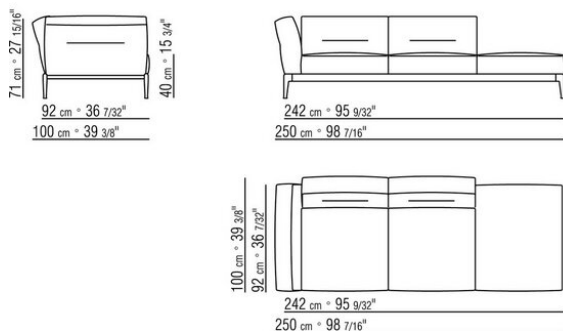
COD. 023621



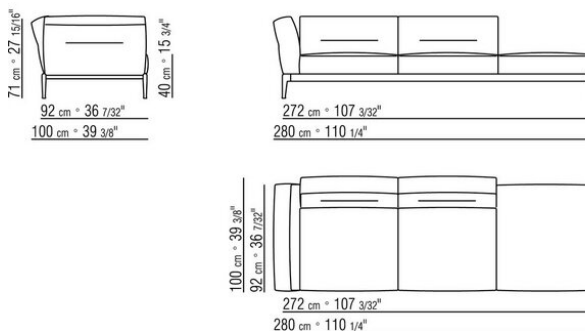
COD. 023623



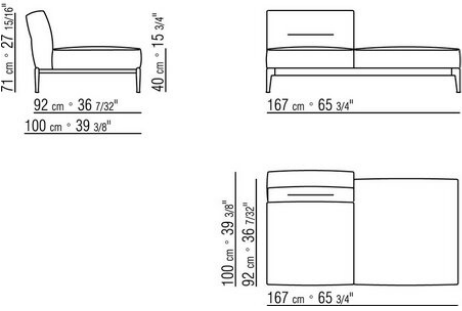
COD. 023625



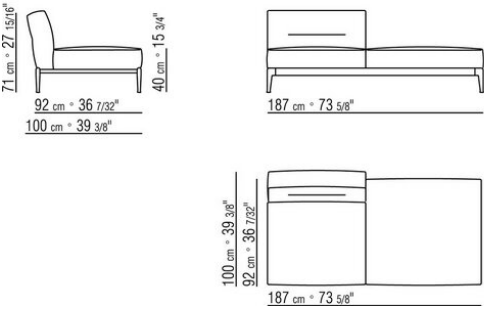
COD. 023627



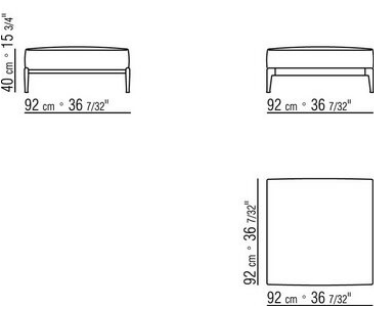
COD. 023631



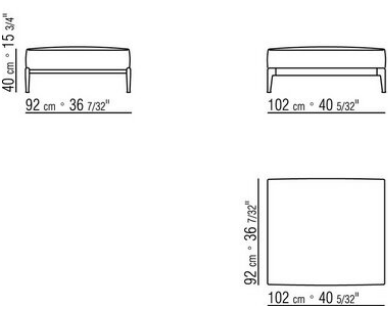
COD. 023633



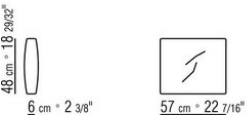
COD. 023650



COD. 023651

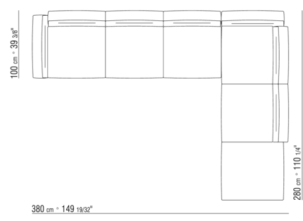


COD. 023699



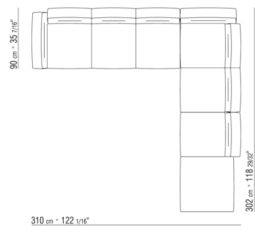
0236XA

- N.1 COD.023617 - FIANCO SX CM.280 x100
- N.1 COD.023627 - FIANCO TERM. SX CM.280 x100
- N.8 COD.023699 - CUSCINO CM.57 x48



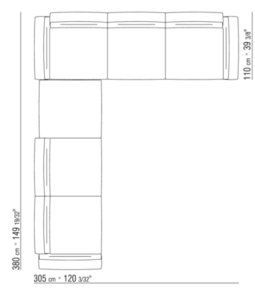
0236XB

- N.1 COD.0236B5 - FIANCO SX CM.220 x90
- N.1 COD.0236B3 - FIANCO SX CM.155 x90
- N.1 COD.0236D1 - ELEMENTO TERM. SX CM.147 x90
- N.7 COD.023699 - CUSCINO CM.57 x48



0236XC

- N.1 COD.023627 - FIANCO TERM. SX CM.280 x100
- N.1 COD.023605 - DIVANO CM.305 x100





ADDA *ANTONIO CITTERIO* **2017**

DIVANI LINEARI

ADDA | ANTONIO CITTERIO | 2017

DIVANO

Struttura in metallo con materassino in poliuretano espanso rivestita con materiale protettivo

Cuscini seduta in piuma d'oca sterilizzata (certificata Assopiuma, etichetta oro) con inserto in materiale indeformabile a densità differenziata

Schienale in metallo con imbottitura in poliuretano stampato e piuma d'oca sterilizzata (certificata Assopiuma, etichetta oro).

Bracciolo in metallo con imbottitura in poliuretano stampato e piuma d'oca sterilizzata (certificata Assopiuma, etichetta oro).

Cuscini schienale in piuma d'oca sterilizzata (certificata Assopiuma, etichetta oro). I cuscini schienale sono a richiesta con supplemento di prezzo. Per ogni seduta profonda cm 100 è consigliato anche un cuscino optional da cm 57x48

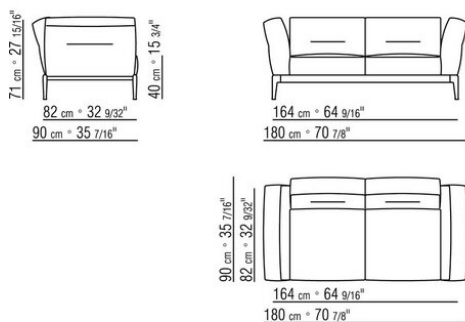
Piedi in alluminio pressofuso nelle finiture satinato, cromato, cromato nero, brunito, antracite lucido. Appoggio a terra su puntali in materiale termoplastico

Rivestimento sfoderabile sia nella versione in tessuto che nella versione in pelle

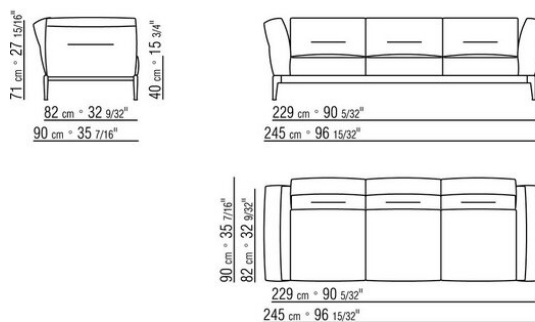
N.B. non è possibile combinare elementi con profondità differente (cm 90 e cm 100).

Le misure di ingombro di bracciolo e schienale sono da considerarsi indicative

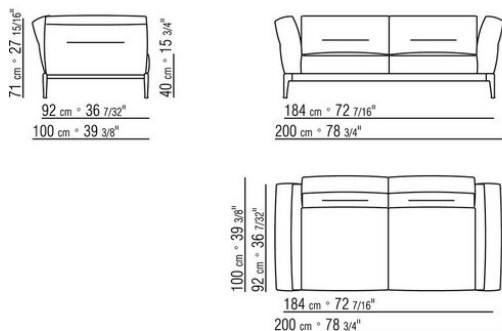
COD. 0236A2



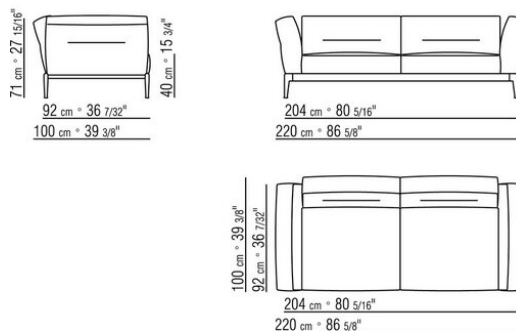
COD. 0236A4



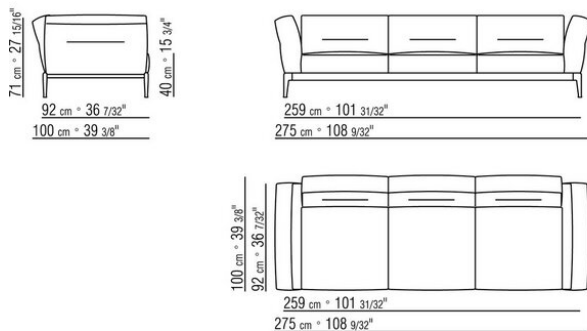
COD. 023602



COD. 023603



COD. 023604



COD. 023605

